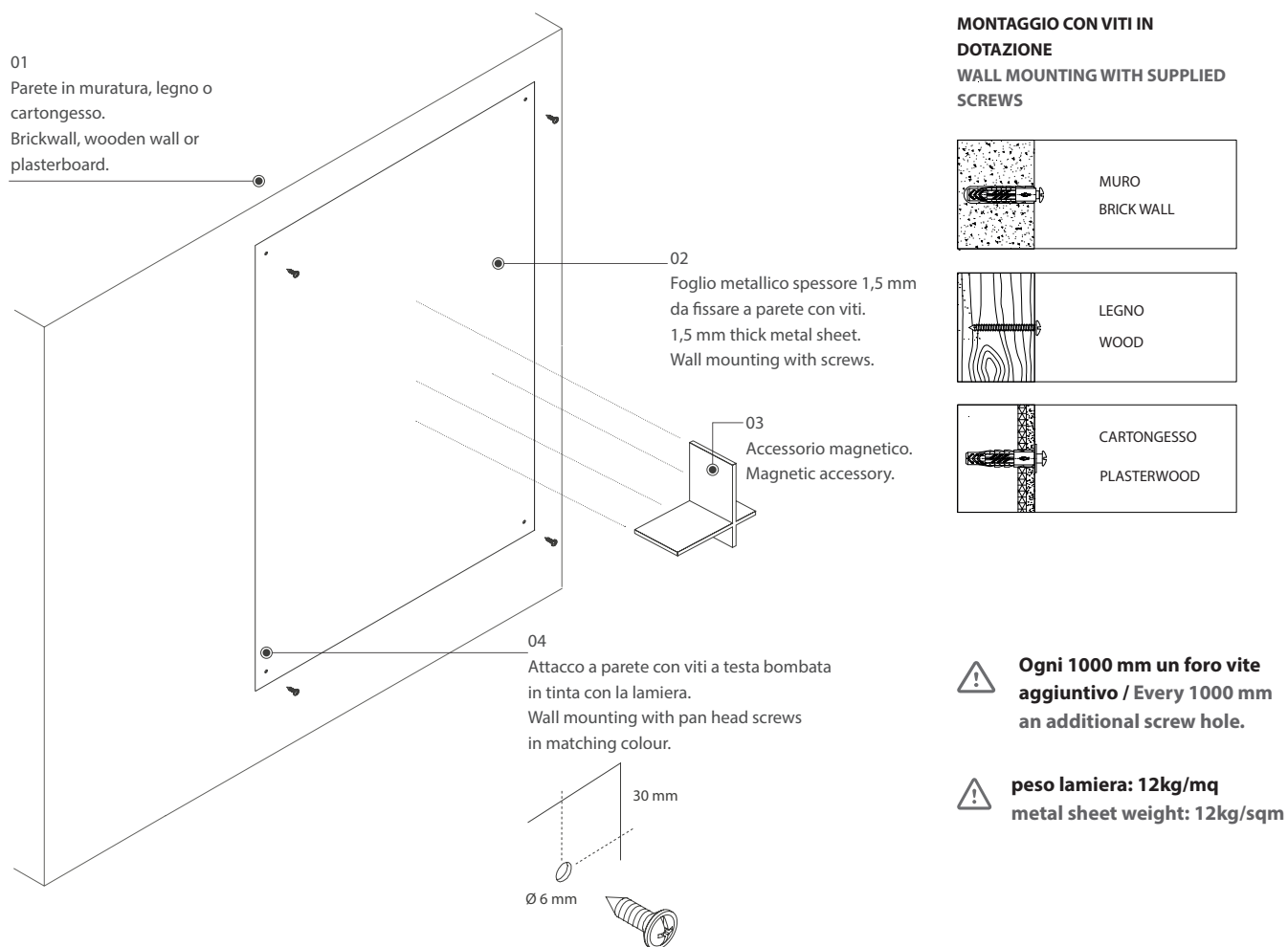


# Flat Design: Ronda Design Lab



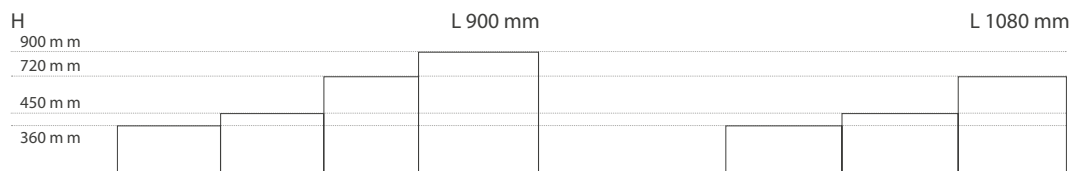
Pannelli di lamiera di ferro con uno spessore di 1,5 mm da fissare a parete con viti. Disponibili con modularità standard o su misura. Pannelli compatibili con tutti gli accessori magnetici.  
 Iron sheet panels (1,5 mm thick) to be mounted to the wall with screws. Available in standard modularity or custom sized. Compatible with all the magnetic accessories.

## Fissaggio boiserie con viti Wall mounted with screws



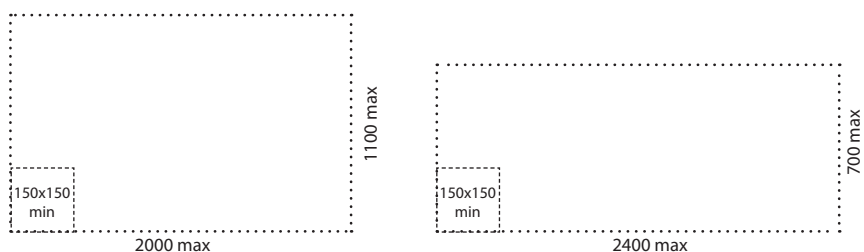
## Modularità Modularity

Lamiere standard \_ Standard sized metal sheets  
 Profondità \_ Depth 1,5 mm



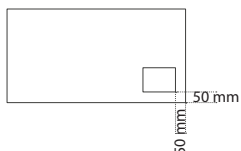
## Pannelli su misura Custom panels

**DIMENSIONI LAMIERA: MIN 150X150 / MAX 2000X1100 o 2400X700 mm**  
**SHEET SIZES: MIN 150X150/ MAX 2000X1100 or 2400X700 mm**



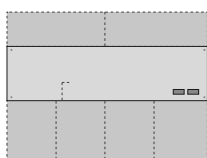
## Fori presa Socket holes

**DISTANZA MINIMA FORO PRESA**  
**MINIMUM DISTANCE FOR SOCKET HOLE**

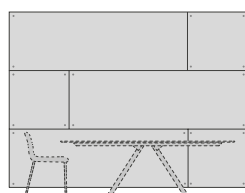


50 mm dai lati / 50 mm from the sides

## Applicazioni Applications



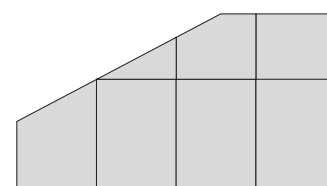
Schienale cucina  
 Kitchen backsplash



Rivestimento parete  
 Wall cladding



Pannelli singoli  
 Single panels



Taglio su misura  
 Tailor shaped

## Finiture Finishings

Metalli Metals



Inquadra il QR code o clicca [qui](#) per scaricare le brochure dei materiali  
 Scan the QR code or click [here](#) to download the materials' brochures

