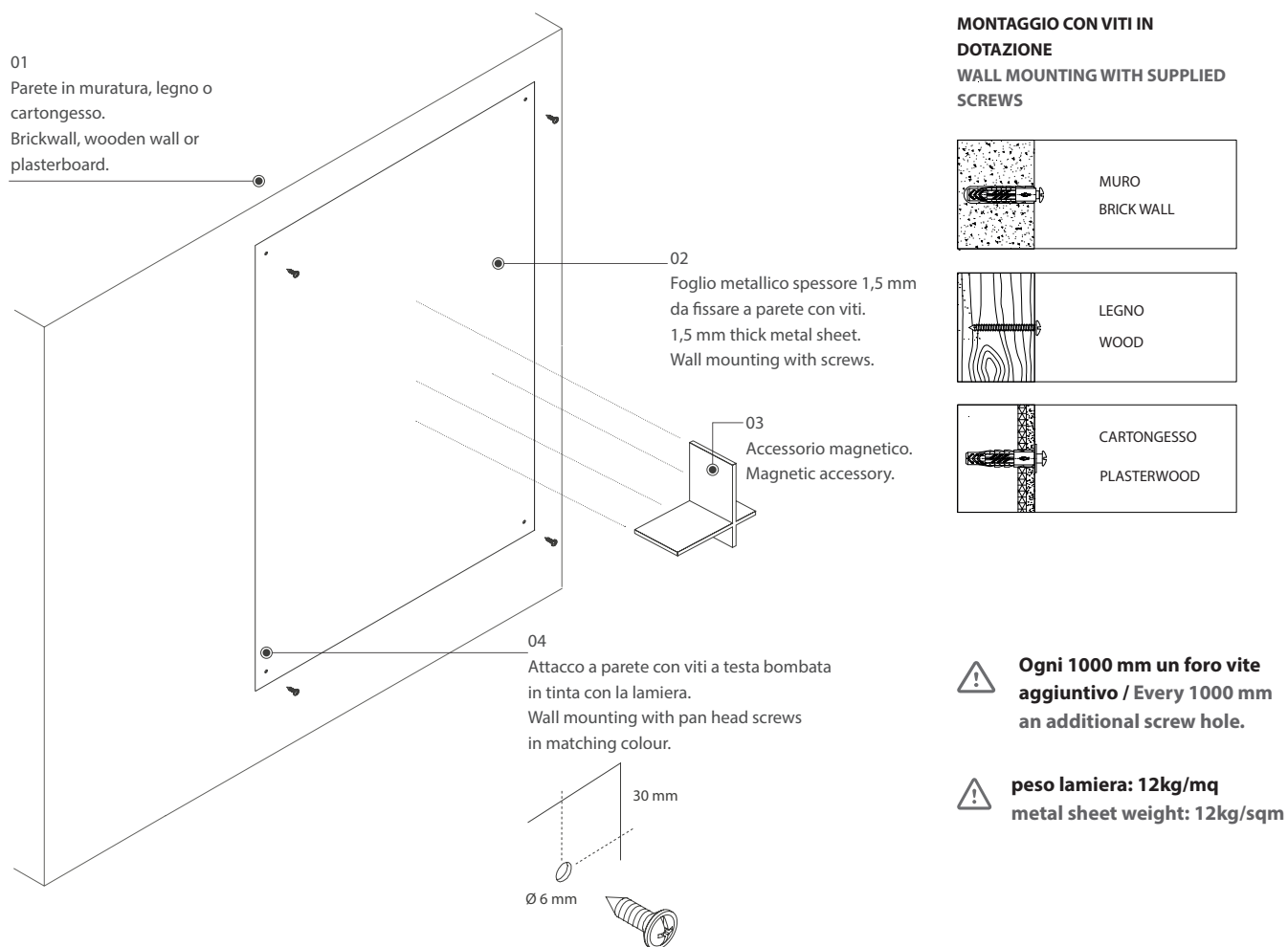


Flat Design: Ronda Design Lab



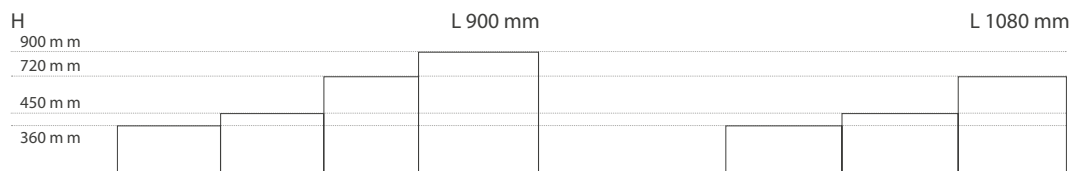
Pannelli di lamiera di ferro con uno spessore di 1,5 mm da fissare a parete con viti. Disponibili con modularità standard o su misura. Pannelli compatibili con tutti gli accessori magnetici. Possibilità di scrittura con gesso liquido sulla finitura ferro naturale.
 Iron sheet panels (1,5 mm thick) to be mounted to the wall with screws. Available in standard modularity or custom sized. Compatible with all the magnetic accessories. Possibility of writing with liquid chalk on the natural iron finish.

Fissaggio boiserie con viti Wall mounted with screws



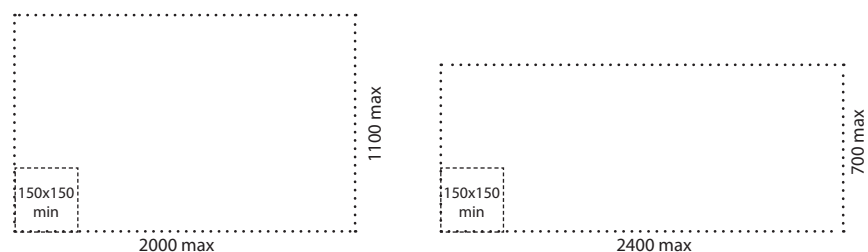
Modularità Modularity

Lamiere standard _ Standard sized metal sheets
 Profondità _ Depth 1,5 mm



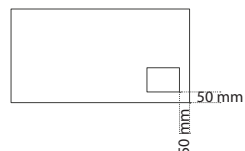
Pannelli su misura Custom panels

DIMENSIONI LAMIERA: MIN 150X150 / MAX 2000X1100 o 2400X700 mm
SHEET SIZES: MIN 150X150/ MAX 2000X1100 or 2400X700 mm



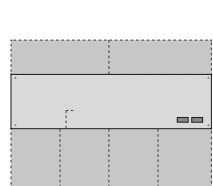
Fori presa Socket holes

DISTANZA MINIMA FORO PRESA
MINIMUM DISTANCE FOR SOCKET HOLE

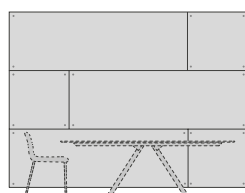


50 mm dai lati / 50 mm from the sides

Applicazioni Applications



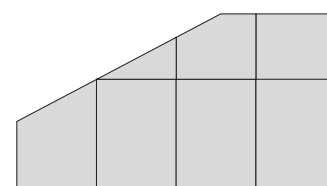
Schienale cucina
 Kitchen backsplash



Rivestimento parete
 Wall cladding



Pannelli singoli
 Single panels



Taglio su misura
 Tailor shaped

Finiture Finishings

Metalli Metals



Inquadra il QR code o clicca [qui](#) per scaricare le brochure dei materiali
 Scan the QR code or click [here](#) to download the materials' brochures

