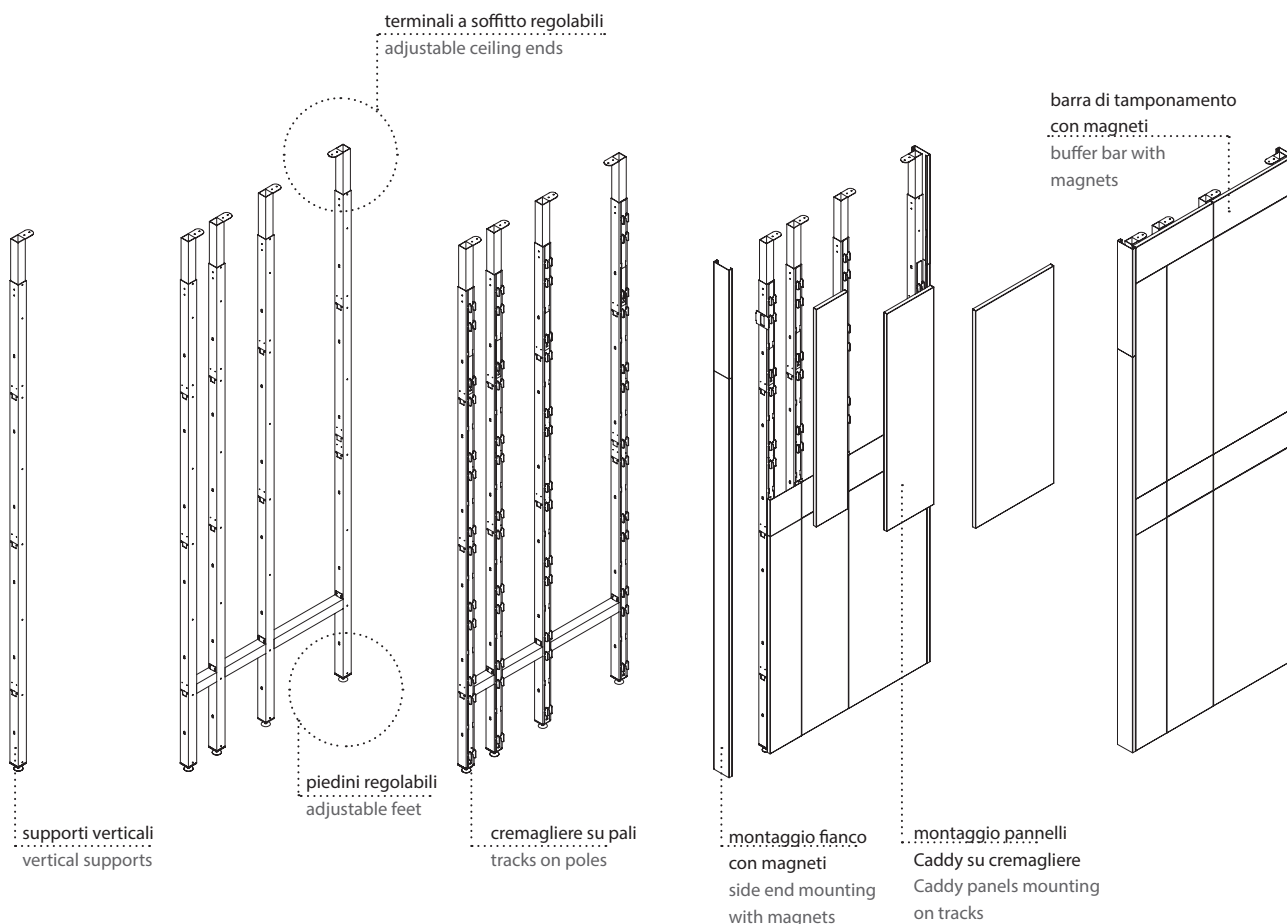


# Caddy Stand App Design: Gino Carollo



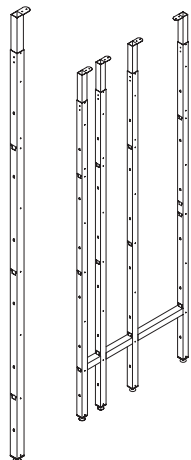
Parete divisoria composta da un telaio in metallo regolabile che si fissa a pavimento e soffitto e un sistema di cremagliere alle quali vengono agganciati i pannelli del sistema Caddy. Pannelli disponibili in tutte le modularità e finiture del sistema Caddy. Fianchi laterali in metallo con profili stondati o squadrati. La parete divisoria si può completare e personalizzare con gli accessori magnetici della collezione Ronda Design. Partition wall consisting of an adjustable metal frame to be fixed to the floor and ceiling and a rack system holding the standard Caddy panels. Panels available in every size and finish of the Caddy system. Metal side ends with rounded or square edges. The partition wall can be easily completed and customized by using the magnetic accessories from Ronda Design's collection.

## Schema di montaggio Mounting scheme

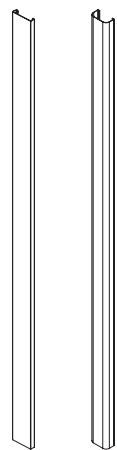


Elementi Elements

Pali di supporto  
Supporting poles



Terminali  
Side ends

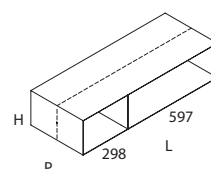
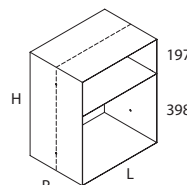
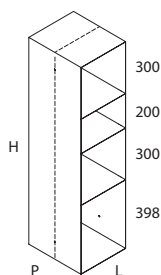


Vani passanti  
Passing compartments

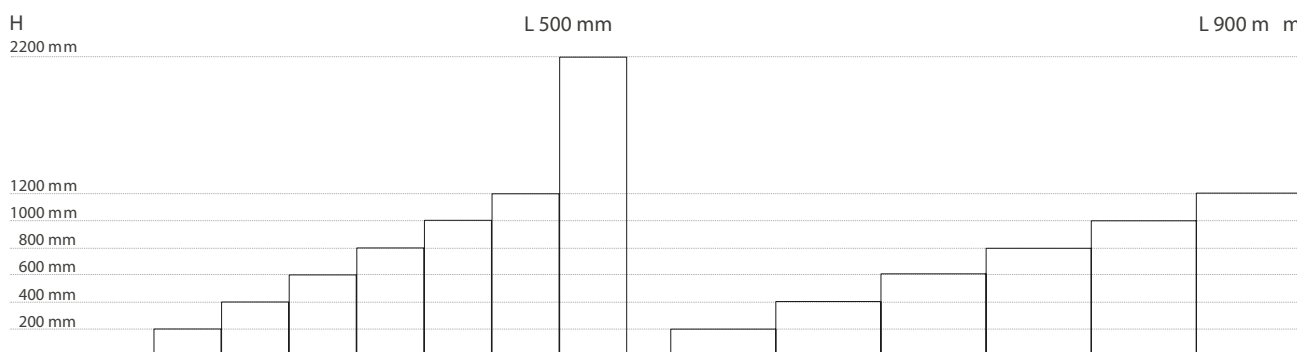
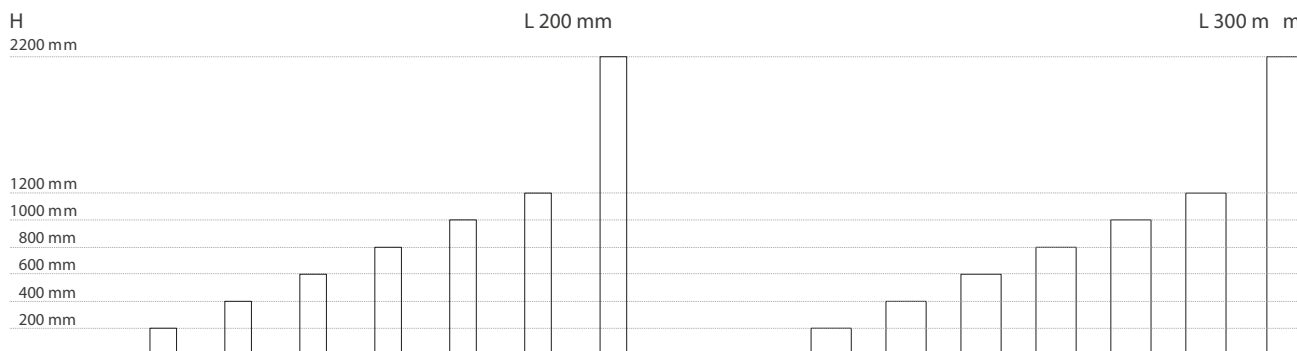
A  
L. 300  
H. 1200  
P. 350

B  
L. 500  
H. 600  
P. 350

C  
L. 900  
H. 200  
P. 350



Pannelli Caddy standard P.20 mm  
Standard size Caddy panels D.20 mm



Finiture Finishings

Metalli Metals



Ceramica Ceramics

Impiallacciato Veneered

Specchio Mirror



Inquadra il QR code o clicca [qui](#) per scaricare le brochure dei materiali  
Scan the QR code or click [here](#) to download the materials' brochures

