

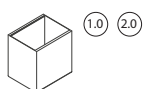
# Mensole e accessori magnetici Magnetic shelves and accessories



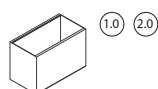
Mensole e accessori magnetici in metallo o in legno, applicabili su pannelli in metallo e nella versione potenziata 2.0 su pannelli in metallo rivestito in legno, ceramica, vetro o specchio. La portata varia a seconda della forma e dimensione di ogni mensola. Magnetic shelves and accessories in metal or wood, applicable on metal panels or in their enhanced version 2.0 on panels in wood, ceramics, glass or mirror. The load capacity varies depending on the shape and size of each shelf.

## Mensole in metallo Metal shelves

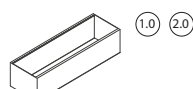
magnetika



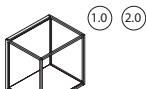
**Swing 01**  
design: Gino Carollo  
L 200 H 200 P 162 mm



**Swing 02**  
design: Gino Carollo  
L 300 H 200 P 162 mm



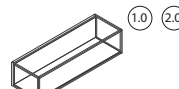
**Swing 03**  
design: Gino Carollo  
L 500 H 120 P 162 mm



**Cart 01**  
design: Gino Carollo  
L 200 H 200 P 162 mm



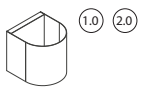
**Cart 02**  
design: Gino Carollo  
L 300 H 350 P 220 mm



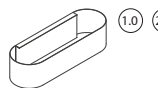
**Cart 03**  
design: Gino Carollo  
L 500 H 120 P 162 mm



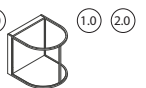
**Cart 04**  
design: Gino Carollo  
L 500 H 300 P 220 mm



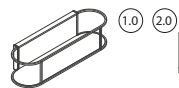
**Ellix Swing 01**  
design: Gino Carollo  
L 200 H 200 P 210 mm



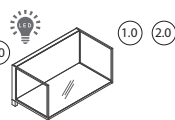
**Ellix Swing 02**  
design: Gino Carollo  
L 500 H 120 P 162 mm



**Ellix Cart 01**  
design: Gino Carollo  
L 200 H 200 P 210 mm



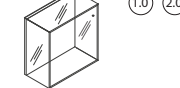
**Ellix Cart 02**  
design: Gino Carollo  
L 500 H 120 P 162 mm



**Frame Light**  
design: Gino Carollo  
L 500 H 200 P 240 mm



**Clip**  
design: Gino Carollo  
L 300/500 H 358 P 241 mm



**Glax**  
design: Gino Carollo  
L 290 H 290 P 170 mm


### P1 - Finiture a polveri / Powder coated finishes



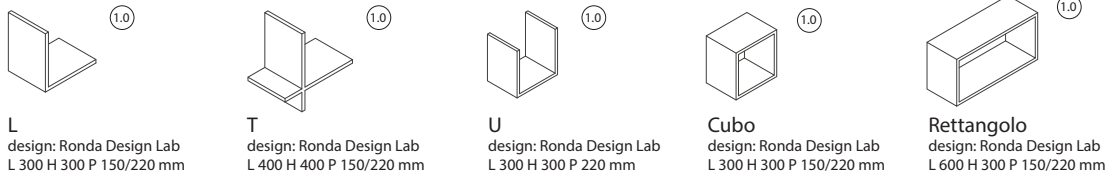
### P2 - Finiture a polveri / Powder coated finishes



### B - Finiture brunite / Aged finishes




Mensole Evergreen Evergreen shelves



**L** design: Ronda Design Lab L 300 H 300 P 150/220 mm  
**T** design: Ronda Design Lab L 400 H 400 P 150/220 mm  
**U** design: Ronda Design Lab L 300 H 300 P 220 mm  
**Cubo** design: Ronda Design Lab L 300 H 300 P 150/220 mm  
**Rettangolo** design: Ronda Design Lab L 600 H 300 P 150/220 mm

L1 - Laccato / Lacquered



L2 - Laccato / Lacquered



N - Nobilitato / Melamine



Mensole e accessori winebar Winebar shelves and accessories



**Box & Open Box** design: Ronda Design Lab L 115 H 360 P 105 mm  
**Elle Bottle** design: Ronda Design Lab L 300 H 300 P 150 mm  
**Bet** design: Ronda Design Lab L 115 H 360 P 105 mm  
**H Wine glass** design: Ronda Design Lab L 300 H 300 P 220 mm  
**Blade Wine glass** design: Ronda Design Lab L 120 H 220 P 328 mm  
**Blade Shelf** design: Ronda Design Lab L 300 H 220 P 158 mm  
**Rettangolo Bottle** design: Ronda Design Lab L 600 H 300 P 150 mm

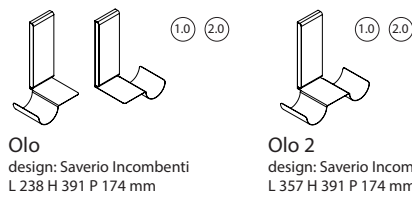
L1 - Laccato / Lacquered



L2 - Laccato / Lacquered




N - Nobilitato / Melamine

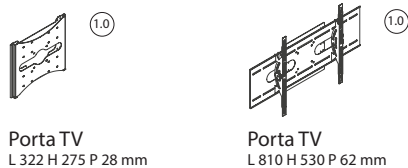


**Olo** design: Saverio Incombenti L 238 H 391 P 174 mm  
**Olo 2** design: Saverio Incombenti L 357 H 391 P 174 mm

P1 - Finiture a polveri / Powder coated finishes



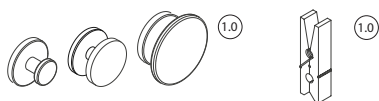
P2 - Finiture a polveri / Powder coated finishes



**Porta TV** L 322 H 275 P 28 mm  
**Porta TV** L 810 H 530 P 62 mm

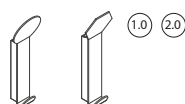


Nero Black

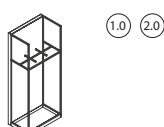


**Bottone**  
design: Ronda Design Lab  
D 70/110/150 P 107 mm

**Mollotta**  
design: Ronda Design Lab  
L 42 H 219 P 60 mm



**Volée**  
design: Gino Carollo  
L 96 H 293 P 59 mm



**Caddy Rain**  
design: Gino Carollo  
L 290 H 700 P 180 mm



**Jazz**  
design: Studio 28  
L 266 H 235 P 27 mm



**Snow**  
design: Gino Carollo  
D 400/500 P 74 mm



**Snow XL**  
design: Gino Carollo  
D 1100 P 74 mm



**Spring**  
design: Massimo Barbierato  
150x150 / 120x200 P 48/52 mm



**Snap**  
design: Ronda Design Lab  
D 150/180/280 P 26 mm

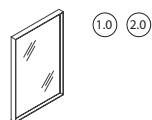

P1 - Finiture a polveri / Powder coated finishes



P2 - Finiture a polveri / Powder coated finishes




B - Finiture brunite / Aged finishes

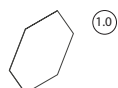


**Jazz**  
design: Studio 28  
L 600 H 900 P 40 mm

I - Impiallacciato / Veneered




**Esagono Mirror**  
design: Ronda Design Lab  
L 704 H 610 P 24 mm



**Esagono**  
design: Ronda Design Lab  
L 704 H 610 P 24 mm

P1 - Finiture a polveri / Powder coated finishes



P2 - Finiture a polveri / Powder coated finishes



B - Finiture brunite / Aged finishes

