

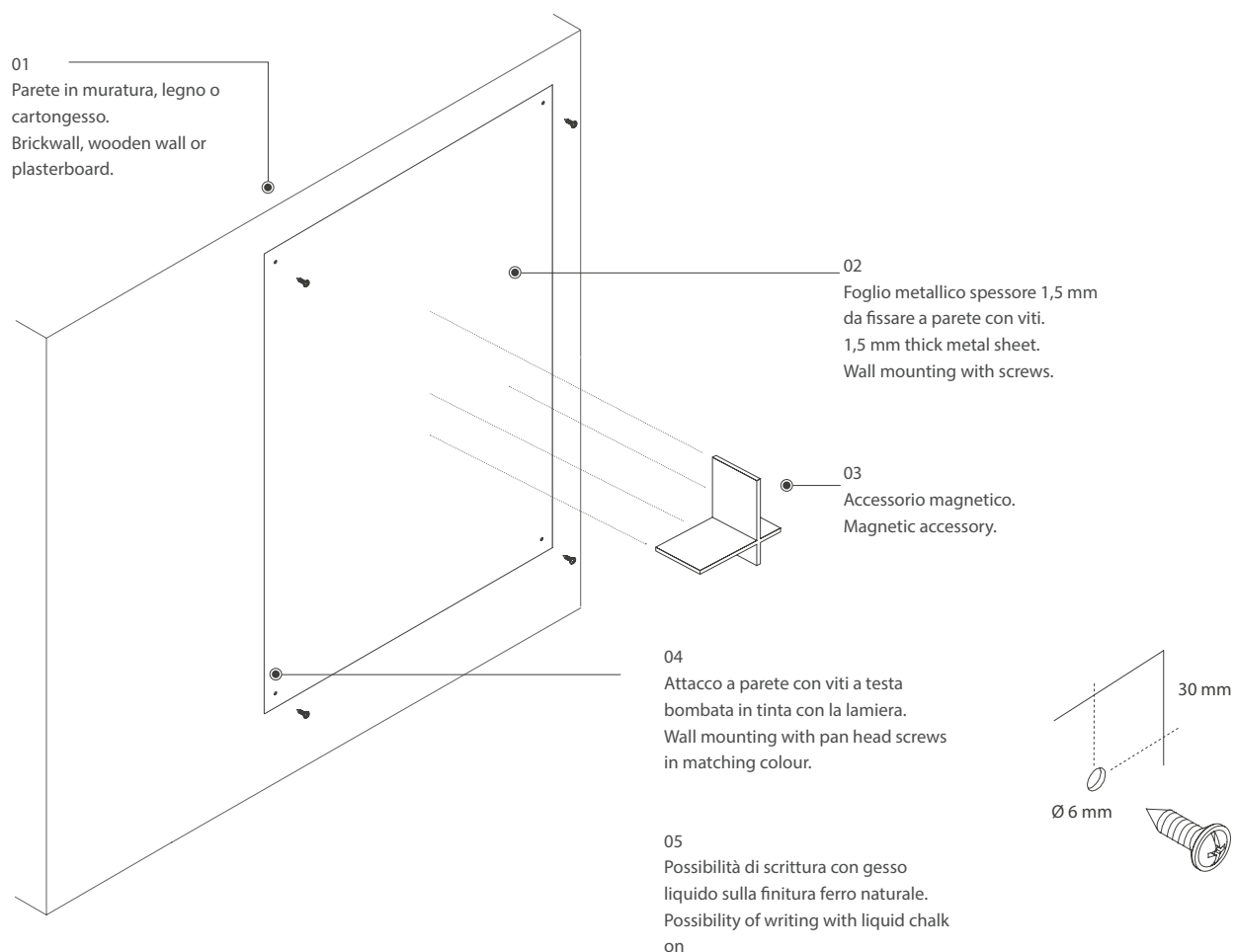
Flat

Design: Ronda Design Lab



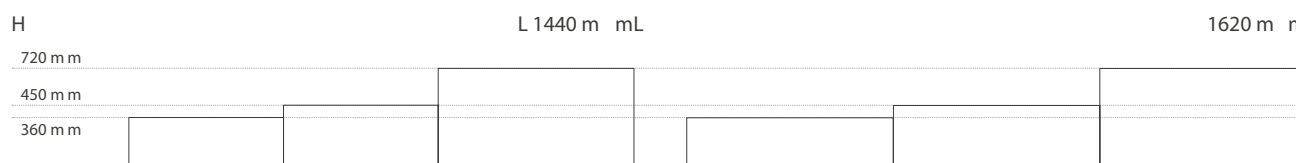
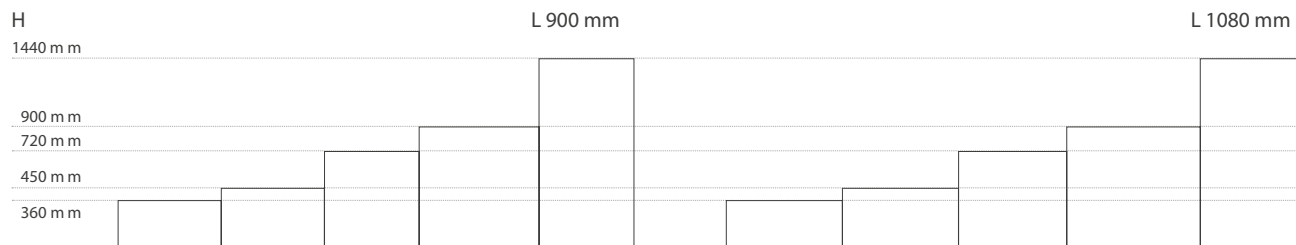
Pannelli di lamiera di ferro con uno spessore di 1,5 mm da fissare a parete con viti. Disponibili con modularità standard o su misura. Pannelli compatibili con tutti gli accessori magnetici. Iron sheet panels (1,5 mm thick) to be mounted to the wall with screws. Available in standard modularity or custom sized. Compatible with all the magnetic accessories.

Fissaggio boiserie con viti Wall mounted with screws



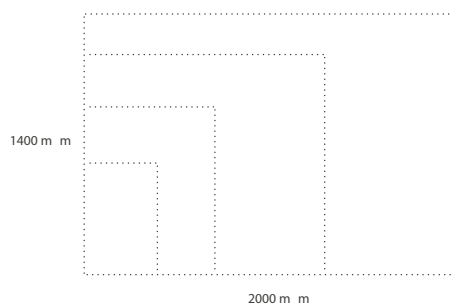
Modularità Modularity

Lamiere standard _ Standard sized metal sheets
 Profondità _ Depth 1,5 mm



Pannelli su misura Custom panels

Misura massima della lamiera 2000x1400
 Maximum size for metal sheets 2000x1400



Applicazioni Applications

Schienale cucina Kitchen backsplash	Rivestimento parete Wall cladding	Pannelli singoli Single panels	Taglio su misura Tailor shaped

Finiture Finishings

P - Finiture a polveri / Powder coated finishes

Bianco Stippled	Nero Stippled	Grafite Stippled	Titanio Stippled	Ottone Brass	Rame Copper	Verde Green	Azzurro Light Blue

B - Finiture brunite / Aged finished

Tortora Dove Color	Peltro Pewter	Bronzo Bronze	Rame Copper